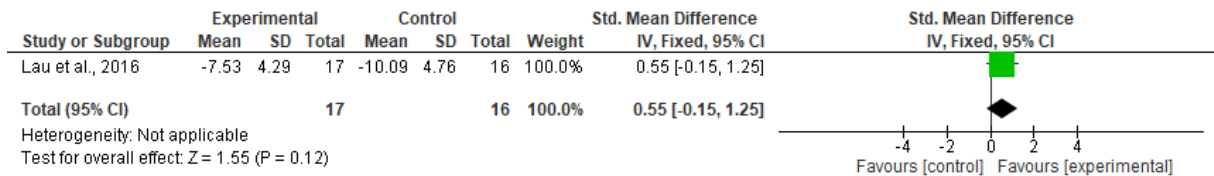


# Bijlage Figuren Risk of bias en forest plots

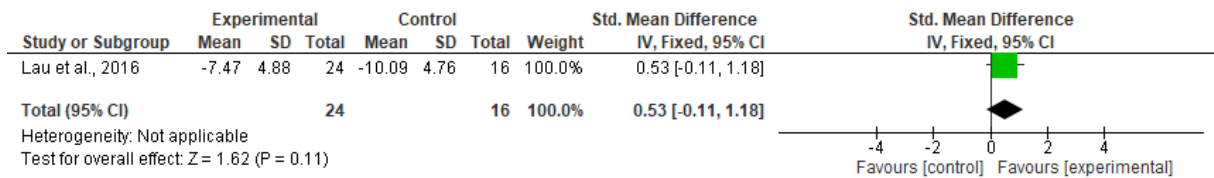
## Psychosociale en complementaire zorg



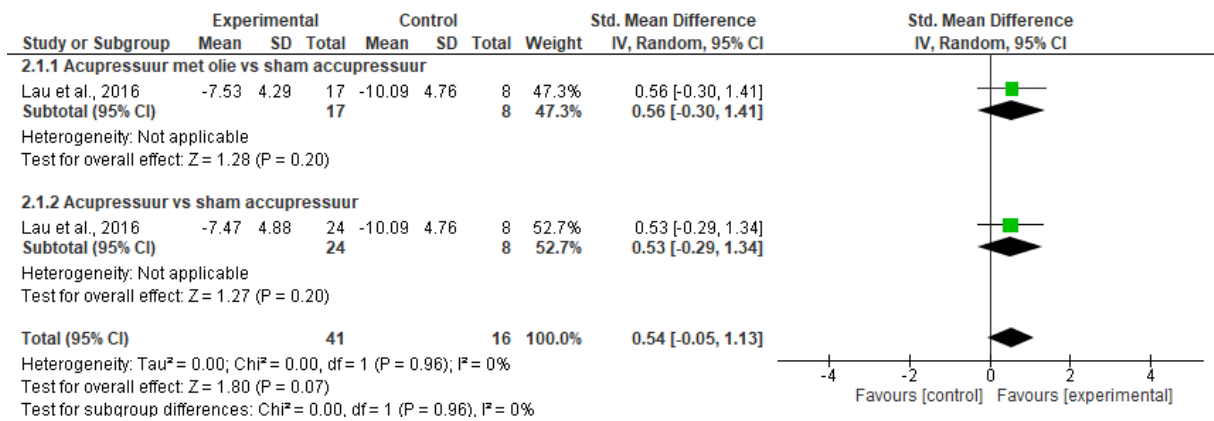
Figuur 1. RoB tabel Tang 2014 [vermeld in Lau 2016]



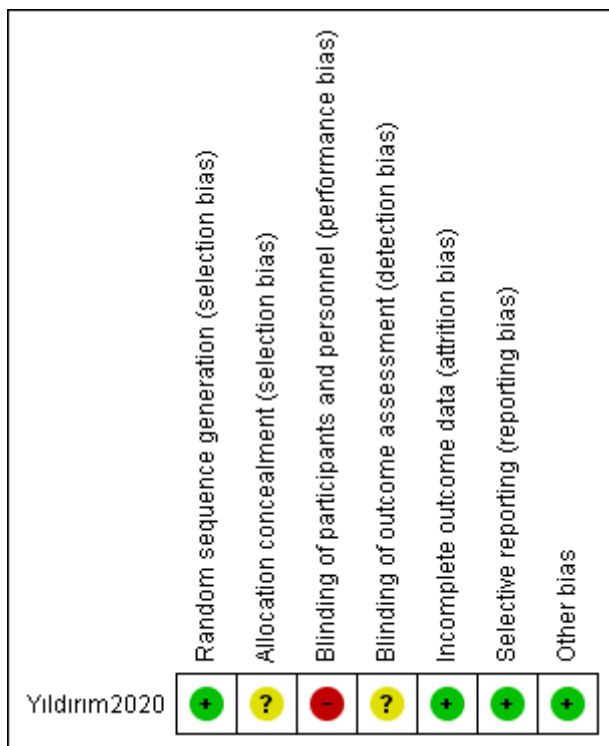
Figuur 2. Meta-analyse acupressuur met olie vs sham [Tang 2014, vermeld in Lau 2016]



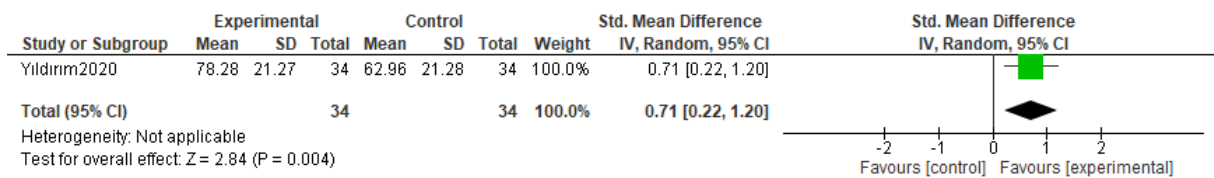
Figuur 3. Meta-analyse acupressuur vs sham [Tang 2014, vermeld in Lau 2016]




Figuur 4. Meta-analyse acupressuur interventies vs sham [Tang 2014, vermeld in Lau 2016]



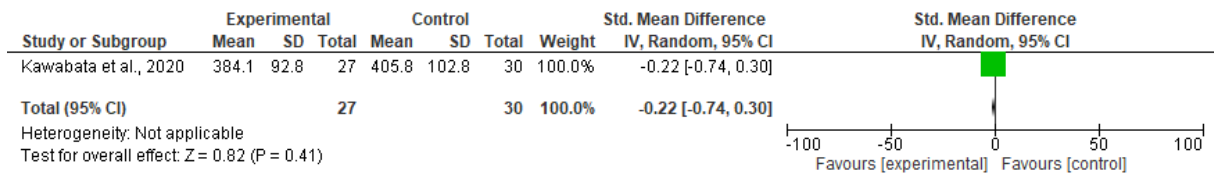
Figuur 5. RoB tabel [Yildirim 2020]



Figuur 6. Meta-analyse lavendel vs standaardzorg [Yildirim 2020]



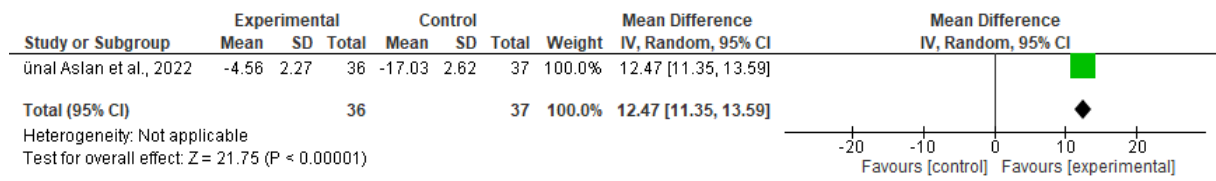
Figuur 7. RoB tabel [Kawabata 2020]



Figuur 8. Meta-analyse aromatherapie massage versus controle [Kawabata 2020]



Figuur 9. RoB tabel Ünal Aslan en Çetinkaya, 2022



Figuur 10. Meta-analyse Ünal Aslan en Çetinkaya, 2022